



**eco
growth**[®]
Fertiliser for Life



ECO-WET[®] FOR BROADACRE

TRIPLE ACTION • PENETRATE
• RETAIN
• ACTIVATE

A unique multi-purpose soil wetter suitable for both in-furrow and boom application.

Applied to the soil surface, Eco-Wet[®] penetrates water into the soil extremely quickly. Banded in furrow around the seed, Eco-Wet[®] retains moisture and draws it to the seed. Eco-Wet[®] then activates fertiliser and holds it in a buffered CEC solution ensuring immediate plant availability whilst reducing leaching and volatilisation. Eco-Wet[®] also contains food for beneficial microbes, to further stimulate root activity.

Triple-action formula



PENETRANT:

Eco-Wet[®] utilises both fast-acting and controlled release surfactant technology containing polar and non-polar properties to facilitate the initial rapid 'breaking' of repellency, whilst also maintaining improved availability and consistent distribution of soil moisture during the growing season.



RETAINER:

Importantly, Eco-Wet[®] also contains a polymer humectant retainer that exhibits significant capillary action, which promotes the 'wicking' of water (via capillary action) to the treated area – further increasing overall moisture levels in the greater soil profile.



ACTIVATOR:

Increased moisture availability
+ Cation Exchange of nutrients
+ Microbial stimulation.

Eco-Wet[®] activates fertiliser and holds it in a buffered CEC solution ensuring immediate plant availability whilst reducing leaching and volatilisation.

AVAILABLE FROM 20L THROUGH TO 1000L IBC OR BULK | FOR ALTERNATIVE USES OR APPLICATIONS PLEASE CONTACT YOUR ECO GROWTH[®] NUTRITIONAL EXPERT.

Eco Growth is Australia's leading manufacturer of biologically activated fertilisers

WAQ0420

Eco Growth International Pty Ltd

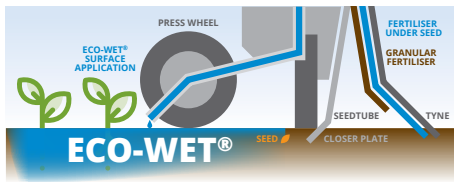
Western Australia: 75 Postans Rd, Hope Valley, WA 6165 | ☎ (08) 9417 9101 | ✉ adminwa@ecogrowth.com.au
Queensland: 540-604 Warrego Hwy, North Tivoli, QLD 4305 | ☎ (07) 3282 7166 | ✉ adminqld@ecogrowth.com.au

**FOR SDS & MORE INFO, VISIT:
ecogrowth.com.au**

ECO-WET® FOR BROADACRE

TRIPLE ACTION • PENETRATE
• RETAIN
• ACTIVATE

In non-wetting conditions, Eco-Wet® can be applied well behind the press wheel on the soil surface (ensuring it is not buried) as well as at seeding depth close to the seed.



APPLIED TO SOIL SURFACE BEHIND PRESS WHEEL:

Spraying a narrow band of Eco-Wet® into the base of the furrow well behind the press wheels improves infiltration of water harvested into the base of the furrow and root establishment in highly repellent soils.



APPLIED TO SUBSOIL CLOSE TO SEED:

In furrow seed applications of Eco-Wet® needs to be as close as possible to the seed. Burying lower in the soil profile will slow availability of water and nutrients by putting it further away from the seed zone.

APPLICATION RATES

APP. METHOD	RATE 10" SPC	RATE 12" SPC	MIN. DIL. (WATER)
In-furrow top treatment	2-3L/ha	1.75 - 2.5L/ha	1:10
In-furrow seed treatment	3L/ha	2.5L/ha	1:10
Boom application	5L/ha		1:10

Use a minimum of 50L/ha of final solution. Higher volumes of water will achieve best results.

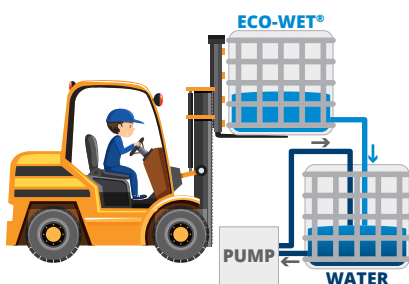
Eco-Wet® is a concentrated product and should be prediluted 1:1 with water prior to mixing in Nurse tank with other fertilisers.

Minimal agitation will be required once Pre-diluted Eco-Wet® and compatible fertilisers are combined. However, left un-agitated, minor separation may occur after several hours, but will quickly re-mix with minor agitation.

Additional combinations of fertilisers are possible, however physical compatibility should always be checked with an appropriate jar test.

Pre-dilution of Eco-Wet®

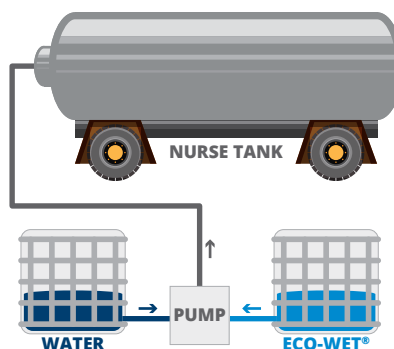
1. Fill IBC with 500L of water
2. Gently agitate water whilst gravity feeding Eco-Wet® to water in IBC
3. Avoid splashing solution by returning recirculated solution below 500L mark



Recommended mixing procedure prior to pumping into nurse tank

1. Half fill liquid cart tank with water and / or compatible fertilisers
2. Pre-dilute Eco-Wet® 1:1 with water whilst gently agitating.
3. Gently agitate liquid cart whilst adding Pre-diluted Eco-Wet®
4. Add compatible nutrition
5. Bring up to volume with remaining water / compatible fertilisers

20L water + 30L compatible Nitrogen + 3L Eco-Wet® mixture is stable for up to two hours without agitation, however minimal agitation is required to regain homogeneity.



Eco-Wet® compatibility with Nitrogen

20L of water + 7L Eco-Wet® + 30L Nitrogen compatible at tested range of 15-35°C

Additional Nutrition may also be applied with Eco-Wet® subject to compatibility with total solution.

Physical compatibility test

1. In a screw top jar add 500mL of water.
2. Add Eco-Wet® i.e. for 2L/ha application rate add 20 millilitres.
3. Cap the jar and shake it well.
4. Add additional products ie Express® TE, 5L/ha rate add 50 millilitres.
5. Cap the jar and shake it well.
6. Let the jar stand undisturbed for at least two hours, but preferably overnight.
7. Look for any obvious incompatibility such as flocculation or precipitation. Some settling of flowable or powder products is normal. But if you have difficulty in re-suspending sediment then extra agitation during spraying is needed or it may cause blockages and uneven application rates.
8. Dispose of the jar and its contents safely after this test.

Note, tested ingredients should be added in order of least solubility first, some products may require pre-dilution before adding to jar as per normal practice.

Eco Growth is Australia's leading manufacturer of biologically activated fertilisers

Eco Growth International Pty Ltd

Western Australia: 75 Postans Rd, Hope Valley, WA 6165 | ☎ (08) 9417 9101 | ✉ adminwa@ecogrowth.com.au
Queensland: 540-604 Warrego Hwy, North Tivoli, QLD 4305 | ☎ (07) 3282 7166 | ✉ adminqld@ecogrowth.com.au

FOR SDS & MORE INFO, VISIT:
ecogrowth.com.au

WAQ0420