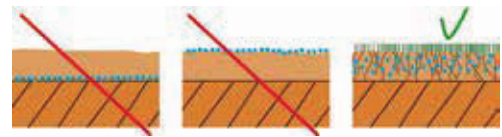


SPECIFICATION SHEET

The product is a physical soil conditioner formulated to improve the quality of turf, seeded grass and sprigs. It is designed to increase the water and nutrient holding capacity of soils and growing media and increase grass root development, leaf growth and reduce the need for watering by up to 50%. The product is a dry, free flowing, powdery-to-granular mixture of cross-linked hydroabsorbent polymers, growth precursors, humic acids and zeolite enriched with NPK fertiliser with magnesium. The product has an absorption capacity of a ~7000g H₂O/100g in distilled water using Method of Analysis CEN EN 13041 and more than 95% of the water contained in the polymers is plant available.

The soil conditioning technology has to be homogeneously spread onto the topsoil and incorporated into the topsoil or growing medium on the same day under dry, calm weather conditions.



BENEFITS

INCREASED WATER HOLDING CAPACITY

WATER SAVINGS OF UP TO 50%

INCREASED CEC VALUE

LESS NUTRIENT LEACH-OFF

BETTER SEED GERMINATION

STRONGER & DEEPER ROOT DEVELOPMENT

INCREASED MICROBIOLOGICAL ACTIVITY

HIGHER RESISTANCE TO DISEASES & DROUGHT STRESS

APPLICATIONS:

Sports turf
Ornamental lawns

WHEN TO APPLY?

Prior to seeding, sprigging or sodding.

APPLICATION FREQUENCY?

Just once.

MACHINERY REQUIRED FOR APPLICATION?

Fertiliser spreader (preferably drop type) & rototiller.

COMPOSITION

Mixture of cross-linked hydroabsorbent polymers.....	32.25%
NPK fertiliser with magnesium	9.00%
N total.....	3.50%
P ₂ O ₅ soluble in mineral acid.....	0.35%
K ₂ O soluble in water.....	3.50%
Growth precursors	0.25%
Humic acids	16.00%
Zeolite.....	42.50%

TECHNICAL CHARACTERISTICS

Bulk Density	~700g/l
Dry matter	~90%
pH (1 g /l H ₂ O)	~6.5
Absorption capacity in distilled water (Method of Analysis CEN EN 13041)	~7000g H ₂ O/100g
Absorption capacity in a solution of 2 g /l Ca(NO ₃) ₂ (Method of Analysis CEN EN 13041)	~1800g H ₂ O/100g
Dry granular mixture free of micro-organisms	
Certified non-toxic	
Particle size.....	0.63mm-4mm (>90%)
Lifespan	8 years

**Application method
for large areas:**

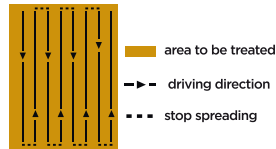
1 Pour TerraCottem® turf (TCT) into the fertilizer spreader's hopper.



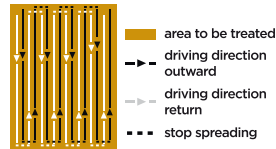
2 Spread TCT onto topsoil at recommended rate with a fertilizer spreader (preferably drop type) or mix off-site with growing medium and apply this to surface.



3 Application pattern for drop spreader: parallel passes with no overlap.



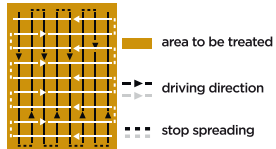
4 Application pattern for rotary broadcast: multiple overlapped parallel passes.



5 On the same day incorporate TCT into the root zone to a depth of 20 cm/8 inches with a rotary hoe or similar, across the length and width of the area.



6 Incorporation pattern across the length and width of the area.



7 Prepare soil for sowing seed, laying turf or using sprigs.



8 Seed, lay turf or sprig.



9 Incorporate the seeds lightly into the soil.



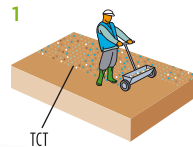
10 Roll to embed seed.



11 Water thoroughly.



**Application method
for small areas:**



Apply TerraCottem® turf (TCT) to surface at recommended rate with a fertilizer spreader (preferably drop type) or mix off-site with growing medium and apply this to the surface.



For small areas (e.g. a couple of dozen square metres/yards) and slopes apply TCT manually at recommended rate.



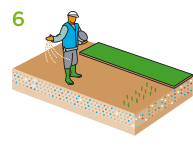
Mix into the root zone to a depth of 20 cm/8 inches with a rotovator, rotary hoe or rototiller, across the length and width of the area.



For slopes, use a hoe to incorporate the product into the soil at a depth of 20 cm/8 in.



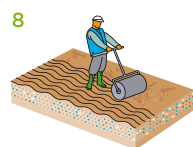
Prepare soil for sowing seed, laying turf or using sprigs.



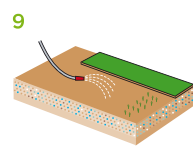
Seed, lay turf or sprig.



Rake the seeds lightly into the soil.



Roll to imbed seed.



Water thoroughly.



Find out how TerraCottem works



Distributor:
TerraCottem Australia
PO Box 3024
Lesmurdie WA 6076
Freecall: 1800 658 281
Email: info@terracottem.com.au